

# Direct Assets Review

## Centuria Diversified Property Fund

ISSUE DATE: 10-05-2024

Fund financial position	December 2023*
TOTAL ASSETS	\$223M
INVESTMENTS (TARGET)	DIRECT PROPERTY/SYNDICATES 90-100%; A-REITS/CASH 0-10%
DEBT	\$88.9M
GEARING (LVR – DIRECT PROPERTIES)	43.1%

### Portfolio summary

NO. OF PROPERTIES	8 DIRECT
PROPERTY TYPE	OFFICE 63.5%; INDUSTRIAL 23.1%; SOCIAL INFRA 5.9%; CENTURIA UNLISTED PROPERTY FUNDS 6.2%, A-REITS/CASH 1.3%
PROPERTY LOCATION	QLD 42.4%; SA 21.8%; VIC 10.5%, ACT 15.6%; WA 9.4%
WTD AVG LEASE EXPIRY (WALE)	5.10 YEARS
OCCUPANCY	93.1%

### Other Fund details

RESPONSIBLE ENTIT & MANAGER	CENTURIA PROPERTY FUNDS LTD
APIR CODE	CNT9370AU
MINIMUM INVESTMENT	\$10,000 (THEREAFTER \$1,000 LOTS)
DISTRIBUTION PAID	MONTHLY
REDEMPTIONS	CAPPED QUARTERLY (2.50% OF NET ASSETS); FULL LIQUIDITY EVENT EVERY 5 YRS, DECEMBER 2025
% OF FUND HELD BY MANAGER	22.0%

### Manager fees and expenses

MANAGEMENT FEES AND COSTS	MANAGEMENT FEE 0.8% P.A. OF GROSS ASSET VALUE. EXPENSES CAPPED AT 0.35% P.A. ABNORMAL EXPENSES 0.0% P.A., INDIRECT COSTS 0.11% P.A.
PERFORMANCE FEE	20% OF EXCESS ABOVE 8% P.A. OF GAV. AVERAGE OVER THE 5 YEAR PERIOD TO 30 JUNE 2023 WAS 0.21% P.A.
TRANSACTION COSTS	0.48% P.A. OF GROSS ASSET VALUE FOR YEAR ENDED 30 JUNE 2023
BUY / SELL SPREAD	0% OF INVESTMENT

\*Data as at unless otherwise state.

### What this Rating means

The 'Recommended' rating indicates that Lonsec has strong conviction the financial product can generate risk adjusted returns in line with relevant objectives. The financial product is considered an appropriate entry point to this asset class or strategy.

### Strengths

- Good quality management team with significant experience across all Australian property sectors.
- Active portfolio construction and management of LVR.
- High co-investment in the Fund of 22.0% from the Manager provides strong alignment with investors.

### Weaknesses

- Portfolio is not as diversified, geographically, by sector (64% office) and number of direct properties, as some peers.
- Fund metrics including, distribution per unit, and occupancy have reduced marginally since Lonsec's last review of the Fund, though gearing, asset allocation, financing terms and hedging has improved. Distribution yield remains at similar levels since last review.
- The Fund offers a limited quarterly liquidity facility. Recent high levels of redemption requests have been scaled back, in line with peers.

### Lonsec Opinion of this Fund

- Lonsec has assigned a 'Recommended' rating to the Centuria Diversified Property Fund following the latest review. The portfolio's exposure is still heavily exposed to the office sector at 64% albeit this has been actively reduced, with industrial now 22%, social infrastructure 6%, other Centuria property funds 7% and AREITs / Cash 1%.
- The Fund has an interest in 8 direct properties, with the majority relatively new or have been recently refurbished (the average age 20 years). The portfolio also now has an average 5.0 star NABERS Energy rating. The Fund's office exposures are mostly in suburban/regional locations.

## Centuria Diversified Property Fund

ISSUE DATE: 10-05-2024

- The Fund is managed by a good quality investment team with a high level of experience and good co-tenure. The team has demonstrated an ability to proactively manage the portfolio via acquisitions and disposals to maximise investor returns.
- The Fund's income stream is spread across 85+ tenants, with the top 12 contributors being a mix of Australian and international listed and private entities as well as government. Since the last review, the Fund's WALE has moved slightly from 5.4 to 5.1 years.
- The weighted average gearing (LVR) of the Fund's direct property investments only is 43% and leaves a comfortable margin to the bank covenant of 60%. A strong income stream services debt payments (interest cover 4.0x), with 99% of debt hedged.
- Distributions have the capacity to grow in line with rental increases, with a weighted average rent review of 3.3%, although the rate of further equity raisings and deployment of capital to direct property investments (including capital expenditure) or A-REIT/cash holdings will impact on this growth.
- Recent increases in interest rates are expected to have an impact on funding costs in the property sector generally. At this point **capital values** of Australian direct property are holding up due to high occupancy supporting solid income streams and continued investor demand for quality property. Nevertheless, investor expectations for capital growth in the near term should be moderated given the elongation of this property cycle and uncertainty in global investment markets.
- Centuria is an ASX-listed diversified funds management business that has demonstrated a successful 20+ year track record operating in both the listed and unlisted property sectors. The Group's FUM was approximately \$21.1b as at Dec 2023 and follows the successful acquisition and integration of several small property groups.
- The Fund provided updated fees and costs, based on the 12 months to 30 June 2023, which were disclosed on 18 January 2024. These Annual Fees and Costs ('AFC') total 1.60% p.a. This value comprises (1) management fees and costs of 0.80% p.a. (2) performance fee estimate of 0.21% p.a. and; (3) transaction costs of 0.48% p.a. In line with RG97, some fees and costs have been estimated by the issuer on a reasonable basis. Actual fees and costs may vary to these estimates, with performance fees having the potential to vary significantly based on the Fund's realised performance and the fee's calculation requirements. Management fees and costs are at the high end the peer group, while the performance fee of 20% above a hurdle of 8.0% p.a. (net of tax and fees) is reasonably in-line with other property funds that have a performance fee.
- The Fund has a quarterly regular liquidity facility, with an indicative amount equivalent to 10% p.a. of net assets. Recently, liquidity requests have increased

which has resulted in scaling. This trend has been seen across the industry. The Fund has a five yearly full Liquidity Event, with the next being December 2025. Investors are reminded that liquidity of direct and unlisted property may be restricted due to market conditions and redemptions are at the discretion of the RE.

### Changes since Lonsec's previous review

The table below summarises the major changes to the portfolio and Fund since Lonsec's last review.

	PREVIOUS REVIEW	THIS REVIEW
ASSET VALUE	\$239M	\$223M (▼)
NO. OF ASSETS - DIRECT	8	8 (→)
WALE DIRECT (by inc)	5.4 YRS	5.1 YRS (▼)
OCCUPANCY	96%	93.1% (▼)
NO. OF DIRECT TENANTS	90+	89 (▼)
INCOME YIELD PORTFOLIO	6.0%	5.60% (▼)
CAP'N RATE	6.24%	6.57% (▲)
DEBT	\$86.5M	\$88.9M (▲)
GEARING - LVR	40.0%	43.1% (▲)
INTEREST COVER	3.7x	4.0x (▲)
UNIT PRICE	\$1.02	\$0.91 (▼)

### What is this Fund?

- Centuria Diversified Property Fund ('CDPF' or 'the Fund') is a multi-asset, open-ended unlisted property fund investing in real property, unlisted property schemes, ASX-listed A-REITs, and cash deposits.
- CDPF is an open-end fund with rolling five year investment terms (next December 2025). The Fund offers limited liquidity outside of this investment term at the RE's discretion and the Fund's assets should be considered illiquid.
- The Fund's investment objective is to provide investors with stable income returns and the potential for capital growth by investing (directly or indirectly) in a diversified property portfolio.

### Using this Fund

**This is General Advice only and should be read in conjunction with the Disclaimer, Disclosure, and Warning on the final page.**

- Lonsec notes that the Manager has produced a Target Market Determination (TMD) which forms part of the Responsible Entity's Design and Distribution Obligations for the Fund. Lonsec has sighted the TMD that has been provided by the Manager and notes that this should be referred to for further details on the Target Market Summary, Description of Target Market and Review Triggers.

## Centuria Diversified Property Fund

ISSUE DATE: 10-05-2024

- While the returns of the Fund are expected to be less volatile than equities and listed property securities investments, investors should be aware that the Fund may experience periods of negative returns and that there is a risk of incurring capital loss on the Fund.
- The limited liquidity offered by the regular withdrawal offer, which is at the discretion of the RE, means potential investors should take a long-term view of their investment.
- As such, Lonsec considers the Fund suitable for medium risk profile investors with a 5+ year investment time horizon. The Fund will generally sit within the growth component of a balanced portfolio.

### Risk Assessment

Lonsec assesses the Fund’s key risk factors in the overall context of both competing unlisted property funds and relative to other asset classes.

Level of assessed risk	Low	Med	High
<b>OPERATIONAL EARNINGS</b>			
BUSINESS	●		
LEASING		●	
CAPITAL GAIN VS. INCOME		●	
DIVERSIFICATION	●		
MARKET VOLATILITY		●	
<b>FINANCIAL</b>			
LEVERAGE (GEARING)		●	
REFINANCING	●		
INTEREST COST / HEDGING		●	
CURRENCY	●		
COUNTERPARTY	●		
SUPPORT TO DISTRIBUTIONS	●		
<b>MANAGEMENT &amp; OTHERS</b>			
EXPERIENCE	●		
INDEPENDENCE	●		
RELATED PARTY TRANSACTIONS		●	
LIQUIDITY			●

- **Leasing Risk** is considered medium due to the higher weighting to the office property sector, where the outlook is more uncertain. However, the Fund’s exposure is spread across 8 direct properties and multiple tenants. Lease expiries are well spread.
- **Interest Costs / Hedging risk** is moderate with 99% of the direct property with an average debt expiry of 2.4 years.
- **Management experience risk** is assessed to be low risk due to the relatively large team and the Manager’s experience in establishing and managing single asset property syndicates. The risk is further mitigated by Centuria’s long track-record in the office sector.

- The risk of **Related Party Transactions** is deemed low as none of the Fund’s investments were purchased from related parties. The RE will also utilise Centuria’s internal resources, however, the Manager has clearly defined protocols for managing conflicts of interest, and any such transactions must be approved by the independent Compliance Committee and the Compliance Officer.
- **Liquidity risk** is deemed high due to the possibility that the majority of unlisted assets may not be able to be sold and that other liquidity options (cash, property securities, debt or equity inflows) may be limited. The provision of a full liquidity event every five years may still be subject to the same potential restricted liquidity of the unlisted assets at this time.
- Overall, Lonsec considers the risk assessment for CDPF to be “**Medium**”.

### Product

#### Structure

- The Fund is a registered managed investment scheme under the Corporations Act. The Manager employs high quality service providers as Custodian and valuers.
- Lonsec notes the Fund uses a related-party Responsible Entity (‘RE’) which may lead to potential conflicts of interest. While the use of external REs is Lonsec’s preferred operating model, Lonsec notes the RE has built experience in operating and managing a number of registered managed investment schemes over an extended period and is expected to have a structured governance framework in place.

#### Liquidity

- The Fund has a full Liquidity Event for all unitholders every five years, with the first scheduled in December 2025. Under the Fund’s Constitution, Centuria is allowed up to 365 days to accept a withdrawal request.
- The Manager also offers a regular liquidity facility on a quarterly basis. The amount available for redemptions will be at a maximum 2.5% of the Fund’s net assets (equivalent to 10% per year, which is around the average for open-end unlisted funds). If the amount required to meet withdrawal requests in any one quarter exceeds the amount Centuria determines to be available, then withdrawal requests will carry forward and be met on a pro-rata basis. Lonsec notes this is currently the case.
- Notwithstanding the above, withdrawals may be suspended in certain circumstances. Lonsec stresses to investors that the liquidity facility is limited and the acceptance of redemption requests is ultimately at the discretion of the R.E.

## Centuria Diversified Property Fund

### Valuation policy

- All properties are subject to a minimum requirement to complete an independent valuation once every two years.
- CDPF currently exceeds the requirements of the Centuria Valuation Policy. CDPF has undertaken valuations on a quarterly basis since 2020. This exceeds market practice and ensures unit price is reflective of current valuations.
- External Valuers will be rotated so that a property is not externally valued by the same valuation firm for three consecutive years.

### Fee Structure

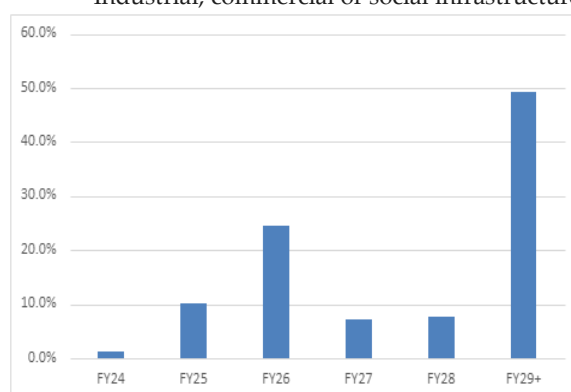
- **Annual management cost** comprises management fee of 0.80% p.a. of the Fund's gross asset value. For any investment in another fund managed by an entity within the Centuria Group, the management fee charged at the underlying fund level will be deducted from the management fee payable to this Fund (avoids 'double-charging' of fees by the RE). **Expenses** (excluding Abnormal Expenses) are capped at 0.35% p.a. of the Fund's gross assets and includes compliance costs, audit, accounting, and legal fees.
- **Transaction Costs - Acquisition and Disposal fee** of 2.0% and 1.0% respectively of the price of any property asset in which the Fund acquires or divests a **direct or indirect interest**. Centuria then pays agency fees from these amounts.
- **Performance Fee:** The RE/Manager is entitled to a **20% share** of excess total return above 8.0% p.a. (pre-tax, net of fees). This is at the lower end of the range for the peer group (8%-9% p.a. hurdle). The Performance Fee is charged on a high-watermark basis, with any prior underperformance having to be recovered prior to an amount being paid.

### Property Portfolio

The Manager continues to evaluate further potential acquisitions of direct properties, with consideration given to the overall portfolio WALE, gearing, geographic and sector diversification. These will be balanced against the risks and opportunities presented by the proposed acquisitions. Current portfolio characteristics:

- Eight direct property investments 100% owned (92.5% of investment portfolio);
- Investments in six Centuria unlisted property funds (8 properties) (6.2% of investment portfolio);
- Holding in the Vanguard Australian Property Securities Index Fund (0.70% of investment portfolio);
- Cash – At bank (0.6% of investment portfolio).

- The Manager is seeking to target smaller direct property assets in the \$20m-\$50m range that meet the following requirements of the Fund.
  - Industrial, commercial or social infrastructure

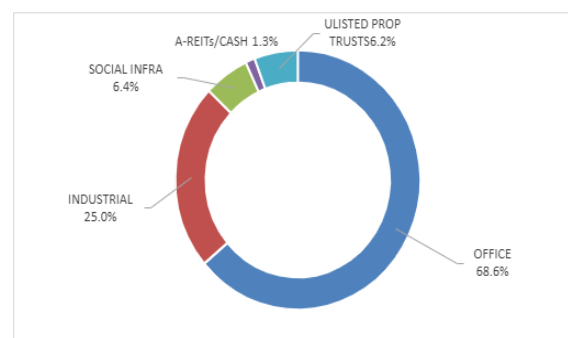


- property;
  - tenanted by government organisations or large ASX-listed companies;
  - financed using a borrowing facility targeting 45% gearing of the asset value.

The directly owned office properties are mostly A-grade (one B-grade) and located in suburban/regional areas, with one in Canberra CBD. The industrial properties are in established precincts.

- Most of the recently acquired assets are fairly new, with the older ones having been recently refurbished (the average age of the Fund's portfolio is 20 years).
- The portfolio as a whole has achieved an average 5.0 star NABERS Energy rating. The Manager is focussed on additional energy efficiency upgrades to property assets over FY24.

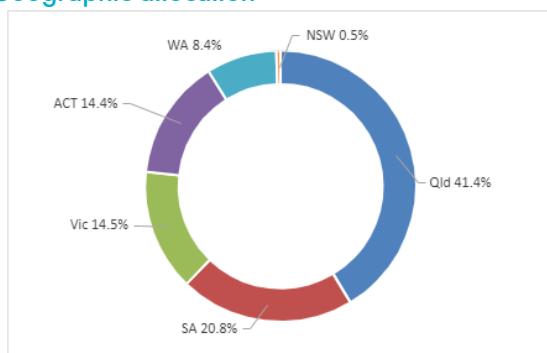
### Sector allocation



## Centuria Diversified Property Fund

ISSUE DATE: 10-05-2024

### Geographic allocation



### Lease Expiry Profile

- As of December 2023, the Fund had a weighted average lease expiry (WALE) of 5.1 years.
- Leases generally have built-in fixed rental increases (average 3.4% p.a.). Generally, there are provisions for market reviews upon expiry for leases with options to extend.
- Tenant lease expiries are reasonably low over the next five years, with around 50% FY29+.

### Major Tenants

TOP TENANTS	% INCOME
Entain - listed multinational	17.5
Apex Steel	12.9
Transport Accident Commission	6.7
Cleanaway	5.9
Optus	5.4
<b>TOTAL</b>	<b>48.4%</b>

Source: Centuria

The direct and unlisted fund property portfolios comprise a diversity of good quality major tenants, with lease expiries spread over a number of years. Overall occupancy is 93%.

### Debt Position / Interest Costs

- The Manager can borrow to assist with acquiring direct properties, but will not borrow to invest in funds that are already geared.
- The Fund has multiple debt facilities with three Australian banks. The following table shows the combined details.

### Debt Facility

Dec 2023

FACILITY LIMIT	\$116M
DRAWN-DOWN	\$88.9M
EXPIRY (WTD AVG)	2.42 YRS
COST OF DEBT	3.19% P.A.
HEDGED	99%
BANK LVR	43.1%
BANK LVR COVENANT	60%
ICR (YR 1)	4.02X
ICR COVENANT	1.75X

- The Manager intends to limit total gearing to a maximum of 50%, currently 43.1%.
- The weighted average gearing (LVR) of the Fund's direct property investments only is 43% and leaves a comfortable margin to the bank covenant of 60%. The direct property portfolio values would have to fall by over 33% before the bank LVR covenant was breached. The income from the properties would have to reduce by 50% before the interest cover covenant was breached.

### Management

#### The Responsible Entity (RE)

- Centuria Property Funds Ltd (CPFL) is the Responsible Entity for the Fund and is a wholly-owned subsidiary of Centuria Capital Ltd (Centuria).
- Centuria was established in 1999 and is an ASX listed company (code: CNI) with a current market capitalisation of \$1.5b. As at December 2023, the Group managed \$21.1b of assets (\$20.3b of real estate assets and \$0.8b of investment bonds).
- Centuria's property funds under management consists of \$14.1b unlisted property funds as well as \$6.2b in listed property trusts (ASX: Centuria Office REIT; Centuria Industrial Fund; NZSX: Asset Plus Ltd). The group has expanded its unlisted fund offering into the Healthcare and Agriculture sectors.
- Centuria operates a 'vertically integrated property business', across both property funds management and property services. The group employs 400+ staff and manage asset acquisition/disposal, leasing and tenant relationships in-house.

## Centuria Diversified Property Fund

### Management Team

#### Board of Directors – Centuria Property Funds Ltd

NAME	POSITION	JOINED CPFL BOARD	EXP. <sup>1</sup> (YRS)
MATTHEW HARDY	EXTERNAL NON-EXEC. CHAIRMAN	2014	30+
PETER DONE	EXTERNAL NON-EXEC. DIRECTOR	2007	35+
DARREN COLLINS	EXTERNAL NON-EXEC. DIRECTOR	2017	20+
ELIZABETH MCDONALD	EXTERNAL NON-EXEC. DIRECTOR	2022	15+

1: Experience in property industry

- The CPFL Board is currently comprised of all external directors. Other Executives closely involved in the management of the Fund include:

NAME	POSITION	JOINED CENTURIA	EXP. <sup>1</sup> (YRS)
JOHN MCBAIN	JOINT GROUP CEO	1999	30+
JASON HULJICH	JOINT GROUP CEO	1999	20+
DOUG HOSKINS	CO-HEAD UNLISTED FUNDS (CDPF FUND MANAGER)	2010	10+
STUART WILTON	CO-HEAD UNLISTED FUNDS	2010	15+
JESSE CURTIS	HEAD OF FUNDS MANAGEMENT	2019	15+
ANDREW ESSEY	CHIEF INVESTMENT OFFICER	2013	10+
BEN HARROP	HEAD OF DISTRIBUTION	2018	25+
VICTOR GEOROS	HEAD OF PORTFOLIO & ASSET M'MENT	2013	25+
SAMUAL ROBBIE	CDPF ASST. FUND MANAGER	2019	10+

1: Experience in property and/or investment industry

- Centuria has appointed a GM Sustainability.

#### CPFL Audit, Risk and Compliance Committee

NAME	POSITION
DARREN COLLINS	CHAIRMAN AND NON-EXEC. DIRECTOR
MATTHEW HARDY	NON-EXEC. DIRECTOR
PETER DONE	NON-EXEC. DIRECTOR

- CPFL have an established Audit, Risk Management and Compliance Committee consisting of the three non-executive directors from the CPFL board. The role of the committee is to oversee how conflicts of interest /potential conflicts of interest and related party issues are managed.
- The Chief Risk Officer and is responsible for maintaining the compliance policies within Centuria. Any changes made to these policies need to be reviewed and signed off by the CPFL board.

- CPFL's Fund Managers are assigned responsibilities as 'risk gate-keepers' and are responsible for identifying any actual or potential conflicts of interest that arise from day-to-day operations. This is part of the Fund Manager's key performance indicators.

#### Investment Style / Process

##### Investment style/Acquisition criteria

- Centuria predominately focuses on 'Core Plus' and 'Value Add' investment opportunities in the office sector and view their competitive advantage as being able to add value via their active management approach, including:
  - Proactive leasing campaigns
  - Upgrading of building services and reducing occupancy costs
  - Refurbishment and redevelopment projects
  - Re-zoning and development application strategies
- In the office sector, the major eastern seaboard markets of Sydney, Melbourne, Perth, and Brisbane are the key areas of focus. Centuria's in-house, end-to-end property capability enables them to take on a wide range of investments and leverage these resources to add value. The team seeks to target mis-priced opportunities or properties that are likely to benefit from infrastructure investment or urban renewal projects.
- Centuria has a heritage of establishing and managing single asset property funds and has historically acquired assets with either short WALEs, poor lease profiles or properties in need of re-leasing, re-positioning or re-development during the investment term.
- This extends to disposing of properties in the event that an attractive offer is presented before the end of the initially proposed investment term.

#### On-going Property Management

- The day-to-day asset management and maintenance tasks are managed by Centuria's in house asset management team, which is a key competency of the company and is reflected in the strong occupancy of the Fund.
- Centuria will also liaise closely with the on-site facility manager to ensure efficiencies are being realised.
- The overall property management will be undertaken by Centuria including liaising with the major tenants.

#### Potential Conflict of Interest / Related Party Issues

- The Manager has a 'Conflicts of Interest' and 'Acquisition and Deal Allocation Procedures' policies that are designed to ensure that any interactions and services received between related parties are consistent with 'industry best practice'.

## Centuria Diversified Property Fund

### Centuria DPF Performance (to December 2023)

<b>Returns % p.a.</b>	<b>1yr</b>	<b>3yrs</b>	<b>5yrs</b>	<b>Since Incep.<sup>1</sup> %p.a.</b>
INCOME	5.20	4.94	4.68	4.45
CAPITAL	-16.03	-3.98	-2.14	3.61
<b>TOTAL</b>	<b>-10.83</b>	<b>0.96</b>	<b>2.54</b>	<b>8.06</b>

1: Inception 24 June 2016.

- The Fund has performed well since inception generating a steady and attractive income return of around 4.5%p.a. In more recent years, the pandemic related impacts on the office sector, have curtailed near-term returns.
- The Fund's one year capital return of -16.03% is reflective of the struggles of the office sector more broadly in a post-pandemic world.

## Centuria Diversified Property Fund

### About Lonsec

Lonsec Research Pty Ltd (Lonsec) is an investment research house with specialist areas of expertise, that was originally established in 1994 and the current entity was registered on 23 June 2011. From 1 July 2011, Lonsec became a fully owned subsidiary of Lonsec Fiscal Holdings Pty Ltd, a privately-owned entity with a multi-brand strategy of providing leading financial services research and investment execution.

Lonsec believes that professional financial advisers need informed opinions on the best investment strategies and financial products to provide real value for their clients. To meet this need, Lonsec has in place an experienced research team, which draws on a robust research process to undertake in-depth assessment of managed fund products.

### Analyst Disclosure and Certification

Analyst remuneration is not linked to the research or rating outcome. Where financial products are mentioned, the analyst(s) may hold the financial product(s) referred to in this document, but Lonsec considers such holdings not to be sufficiently material to compromise the rating or advice. Analyst holdings may change during the life of this document. The analyst(s) certify that the views expressed in this document accurately reflect their personal, professional opinion about the matters and financial product(s) to which this document refers.

#### Date released

May 2024

#### Analyst

Michael Elsworth

#### Approved by

Peter Green

**Lonsec strongly recommends this document be read in conjunction with the relevant product disclosure statement important notice.** Issued by Lonsec Research Pty Ltd ABN 11 151 658 561 AFSL 421 445 (Lonsec). Lonsec receives a fee from the fund manager or financial product issuer(s) for researching the financial product(s), using objective criteria and for services including research subscriptions. Lonsec's fee is not linked to the rating(s) outcome. Lonsec Investment Solutions Pty Ltd ABN 95 608 837 583 CAR (CAR: 001236821) of Lonsec receives fees under separate arrangement for providing investment consulting advice to clients, which includes model portfolios, approved product lists and other financial advice and may receive fees from this fund manager or financial product issuer for providing investment consulting services. Refer to the Conflicts of Interest Statement at: [Lonsec.com.au/important-documents](https://lonsec.com.au/important-documents) Lonsec does not hold the financial product(s) referred to in this document. Lonsec's representatives and/or their associates may hold the financial product(s) referred to in this document, but details of these holdings are not known to the Analyst(s). **Warnings:** In line with industry practice returns may be estimated, to access verified returns please refer to the product provider. Past performance is not a reliable indicator of future performance. Any advice is General Advice based on the investment merits of the financial product(s) alone, without considering the investment objectives, financial situation and particular needs of any particular person. It is not a recommendation to purchase, redeem or sell the relevant financial product(s). Before making an investment decision the reader must consider his or her financial circumstances or seek personal financial advice on its appropriateness. Read the Product Disclosure Statement for each financial product before making any decision about whether to acquire a financial product. Lonsec's research process relies upon the participation of the fund manager or financial product issuer(s). Should the fund manager or financial product issuer(s) no longer participate in Lonsec's research process, Lonsec reserves the right to withdraw the document at any time and discontinue future coverage. The product rated in this publication may have related financial products or be associated with other financial products and platforms. The rating may only be applied to the financial product outlined in this publication at first instance, seek professional advice before you make an investment decision on related or associated financial products and platforms. You should be aware that the mandate, fees, underlying investments, the issuers of the related and associated financial products and platforms may be different from the financial product specified in this publication. **Disclaimer:** This document is for the exclusive use of the person to whom it is provided by Lonsec and must not be used or relied upon by any other person. No representation, warranty or undertaking is given or made in relation to the accuracy or completeness of the information presented in this document, which is drawn from public information not verified by Lonsec. Financial conclusions, ratings and advice are reasonably held at the time of completion but subject to change without notice. Lonsec assumes no obligation to update this document following publication. Except for any liability which cannot be excluded, Lonsec, its directors, officers, employees and agents disclaim all liability for any error or inaccuracy in, misstatement or omission from, this document or any loss or damage suffered by the reader or any other person as a consequence of relying upon it. ©2024 Lonsec. All rights reserved. This report may also contain third party material that is subject to copyright. To the extent that copyright subsists in a third party it remains with the original owner and permission may be required to reuse the material. Any unauthorised reproduction of this information is prohibited.