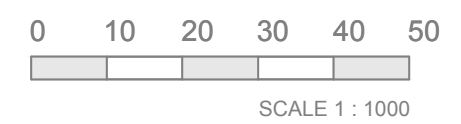


**Information Schedule**

Title Details	Lot 51 - DP77461
Land Area	1.6941 Ha
Total Car Parking	111
Title Details	Lot 52 - DP77461
Land Area	9,663 m <sup>2</sup>
Total Car Parking	31
Title Details	Lot 53 - DP77461
Land Area	1.2117 Ha
Total Car Parking	58

**Disclaimer:** This plan has been prepared for marketing purposes only. Interested parties should undertake their own enquiries as to the accuracy of the information. Areas are approximate and dimension rounding may result in area discrepancies.

All land information taken from the Deposited Plan. Boundaries have not been defined.



Plan Prepared For:



informed | invested | integrated

**SITE PLAN**  
 48-54 Kewdale Road  
 WELSHPOOL, WA

Date:	23/05/2019	
Ref:	44294	Rev: A
Drawn:	AS	Checked: DP
Scale:	1:1000 @ A3	Sheet: 1

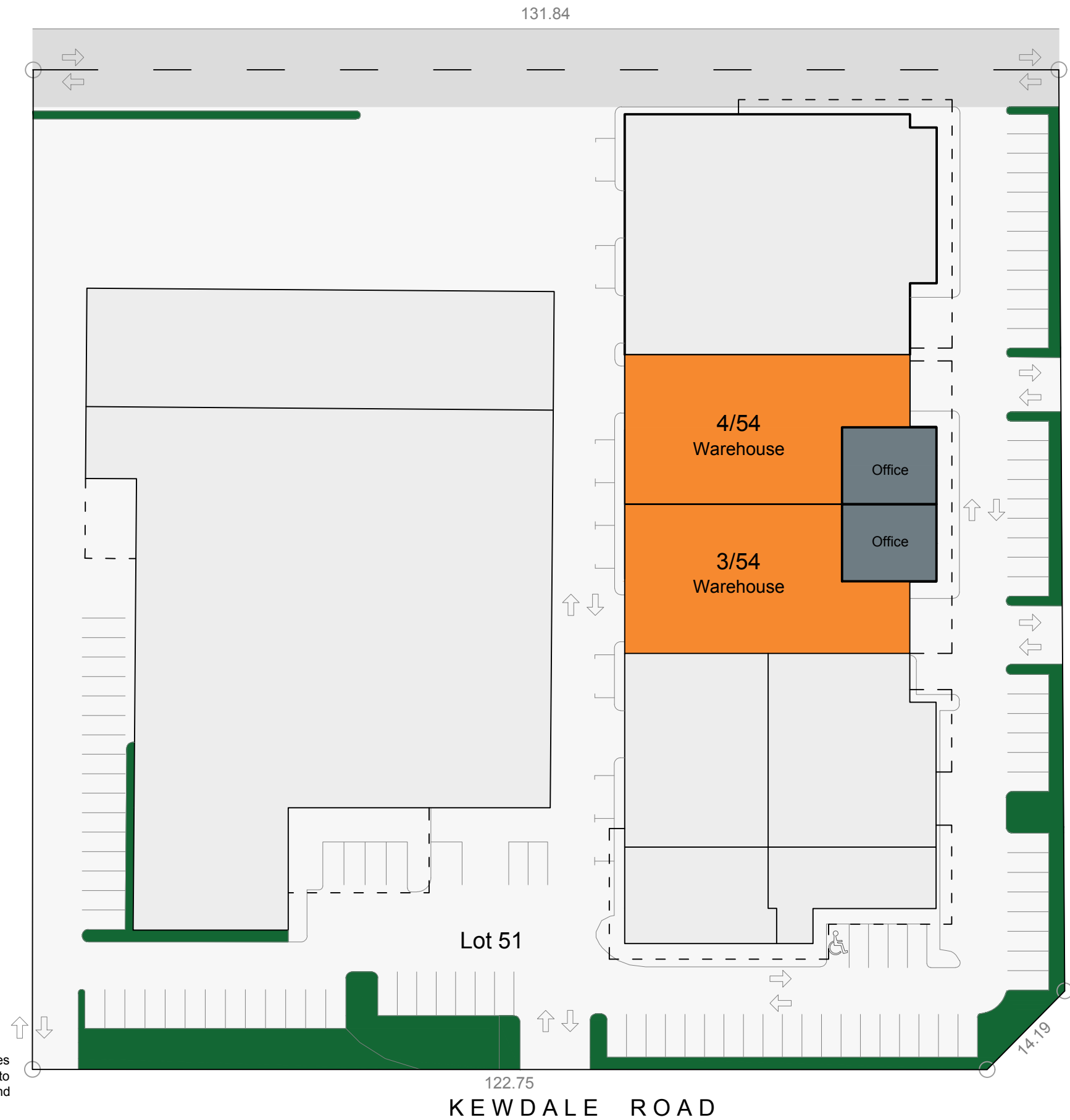
Australia | New Zealand



Start confident.

Building Measurement Specialist  
 Consulting Land Surveyors  
 3D Laser Scanning

ph. 08 9446 4146  
 www.realserve.com.au

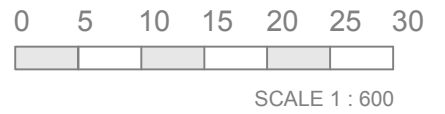


**Information Schedule**

Title Details	Lot 51 - DP77461
Land Area	1.6941 Ha
Total Car Parking	111

**Disclaimer:** This plan has been prepared for marketing purposes only. Interested parties should undertake their own enquiries as to the accuracy of the information. Areas are approximate and dimension rounding may result in area discrepancies.

All land information taken from the Deposited Plan. Boundaries have not been defined.



Plan Prepared For:



**SITE PLAN**  
 48-54 Kewdale Road  
 WELSHPOOL, WA

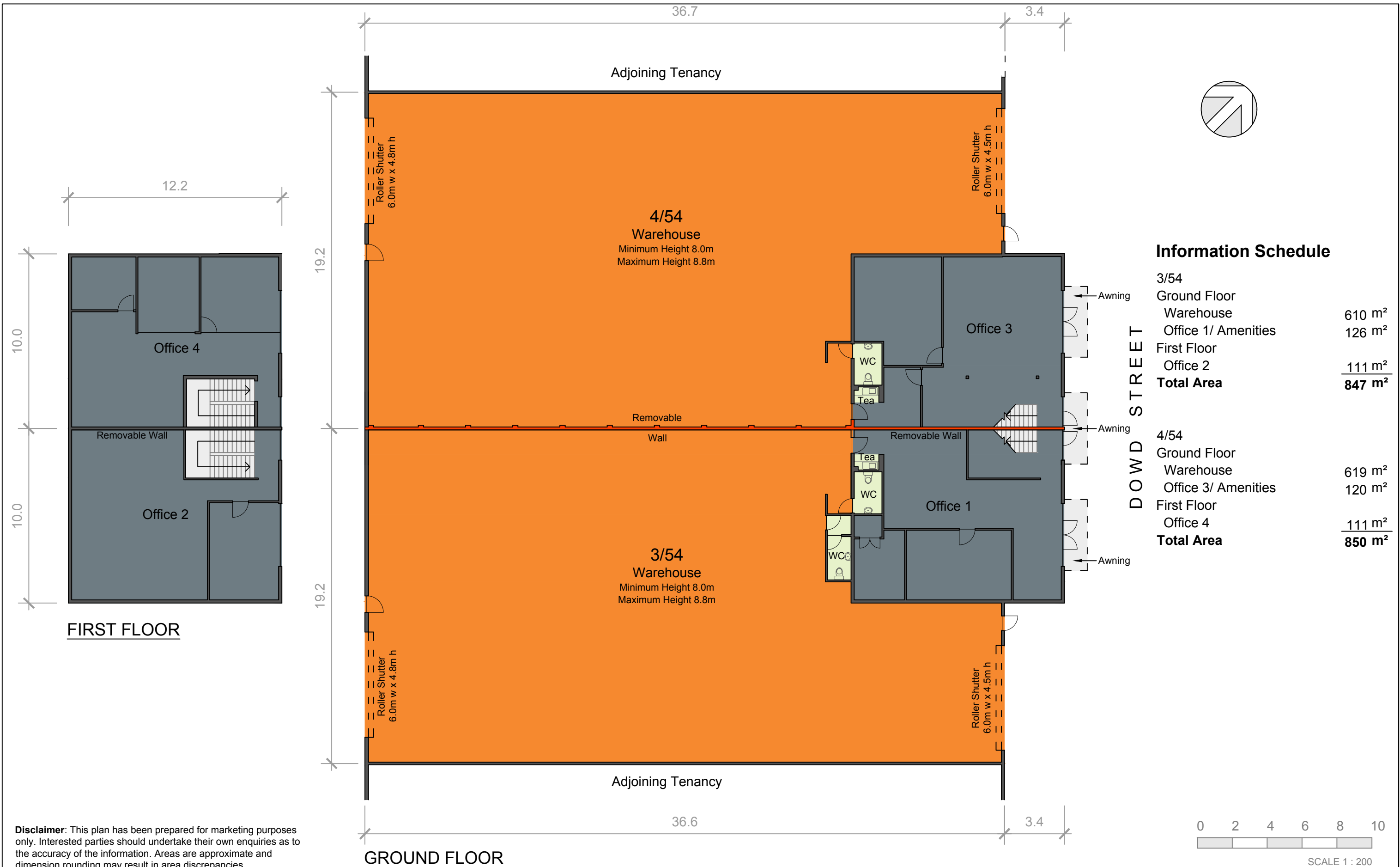
Date:	23/05/2019
Ref:	44294
Drawn:	AS
Scale:	1:600 @ A3
Rev:	-
Checked:	DP
Sheet:	2

Australia | New Zealand



Building Measurement Specialist  
 Consulting Land Surveyors  
 3D Laser Scanning

ph. 08 9446 4146  
 www.realserve.com.au



**Disclaimer:** This plan has been prepared for marketing purposes only. Interested parties should undertake their own enquiries as to the accuracy of the information. Areas are approximate and dimension rounding may result in area discrepancies.

Plan  
Prepared  
For:

**WARRINGTON**  
property

informed | invested | integrated

**FLOOR PLAN**  
3/54 & 4/54 - 48-54 Kewdale Road  
WELSHPOOL, WA

Date: 23/05/2019

Ref: 44294

Drawn: AS

Scale: 1:200 @ A3

Rev: A

Checked: DP

Sheet: 3

Australia | New Zealand

**REALSERVE**

Start confident.

Building Measurement Specialist  
Consulting Land Surveyors  
3D Laser Scanning

ph. 08 9446 4146

www.realservice.com.au